

Pulse Oximeter

Readings should be taken once a week OR as symptoms present.

For accurate readings, please make sure you do not have heavy nail polish or acrylic nails on.

NORMAL RANGE	95 - 100 SpO₂
OUT-OF-RANGE READINGS	90 - 94 SpO₂
CRITICAL	Less than or equal to 89 SpO₂

If a reading is in the **OUT-OF-RANGE** values (90-94), please call the office at 219-476-3687 and leave a message.

WITH ANY CRITICAL VALUE, PLEASE CALL 911 OR REPORT TO THE EMERGENCY ROOM.

How to Use Your Pulse Oximeter

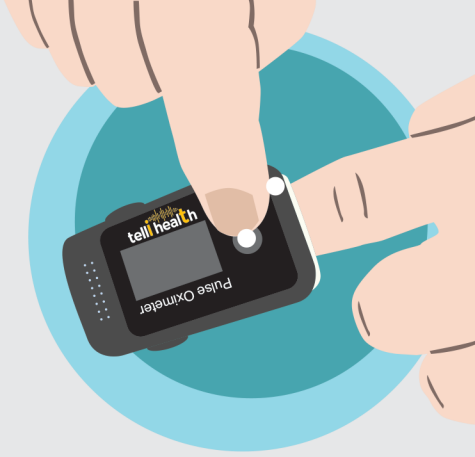
After properly installing the AAA batteries, pinch the device open.



Place one finger between the rubber cushions of the clip. Make sure the finger is in the correct orientation (nail facing up).



Press the white button to start measurement.



Do not remove your finger for a minimum of 30 seconds. The display will begin to display data.



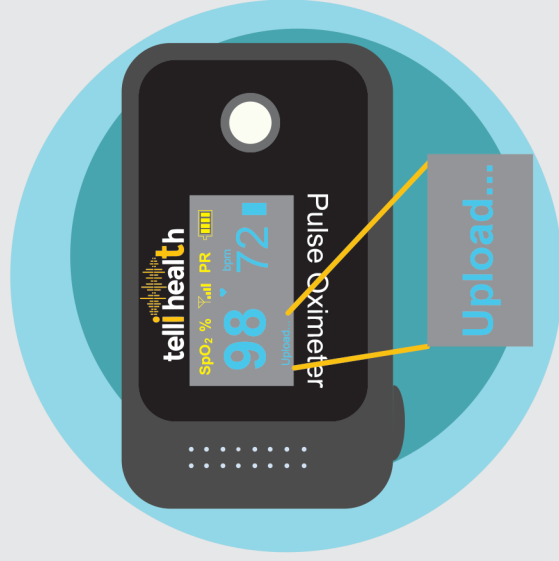
1

2

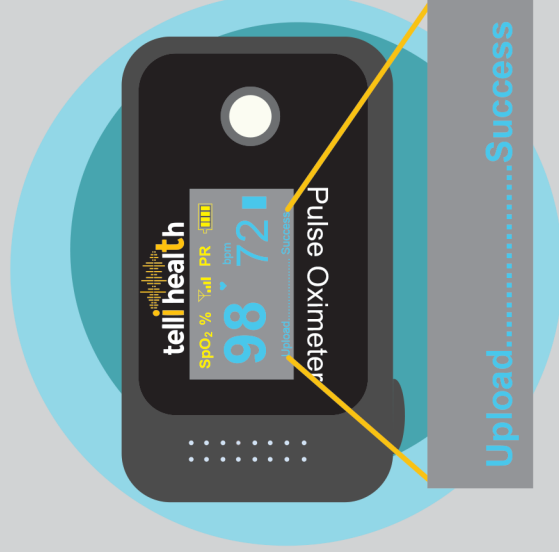
3

4

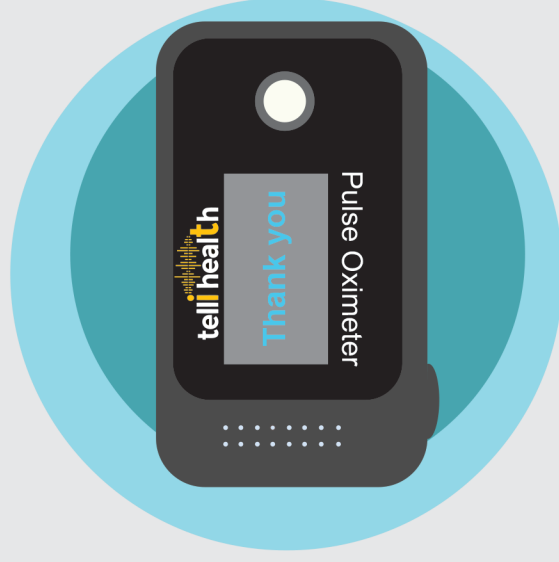
Once you get your reading, it will display "Upload".



Remove the device from your finger and wait until "Success" pops up.



The device will turn off automatically after it displays "Thank you".



5

6

7